



1st Global Tourism Investors' Summit

10-12 April 2023 | Pragati Maidan, New Delhi

gtis.tourism.gov.in

Objective



GTIS is being organized by the Ministry of Tourism along with other Ministries and State Governments to **showcase opportunities** for **investment** and **trade**



Promotion of trade and investment in travel and hospitality sector



Allow **global investors** to explore **Indian Tourism products and services**



Opportunity for local players to cater to global demand and compete



Bring in global investments beyond hospitality industry i.e., into **theme parks, adventure tourism, amusement parks and skiing destination infrastructure**



Indian Travel & Tourism Sector Scenario

Tourism in India has significant potential considering the **rich cultural and historical heritage, variety in ecology, terrains, and places of natural beauty** spread across the country

- **Growth: 6th** in terms of Travel & Tourism total contribution to GDP (2021)
- **Global Presence:** 54th on World Economic Forum Travel & Tourism Development Index (2021)
- **Tourist Arrivals:** In 2014, Foreign Tourist Arrivals stood at **7.6 million**. This number increased by 36% to **10.9 million in 2019**.
- **Employment:** Travel & Tourism sector in India provided employment to more than **32 million** people in FY 2021



Key Segments in Tourism & Hospitality Sector (1/3)



Hotels & Accommodation

- CAGR of **8.29%** between 2023-27, while supply CAGR at **3.5%** over the same period
- Room **demand** increased by more than **60%** year on year between January-July 2022, room **supply** increased by only **1-2%**.

Cruise Tourism

- Cruise passenger traffic expected to increase from **0.4 mn** to **4 Mn** by 2032
- Increase in economic potential from **\$110 Mn** to **\$5.5 Bn**



Key Segments in Tourism & Hospitality Sector (2/3)



Wellness Tourism

- Medical tourism is valued at **\$6 Bn** and is expected to **double** by 2026 at a CAGR of 21.1%
- India is **ranked 10th** in the **medical tourism index**

Eco Tourism

- Indian eco-tourism expected to grow at a CAGR of **15.7%** between 2019-27 and reach **\$4.55 Bn**
- Growth factors: **unique destinations, exploration of wildlife**, coral reefs, and pristine undisturbed natural areas



Key Segments in Tourism & Hospitality Sector (3/3)



Adventure Tourism

- Expected to grow at a **CAGR of 20%** between 2019-28, moving past \$2 Bn
- **70% of Himalayan range, 7,000+ Km coastline, and 500+ wildlife sanctuaries** have made India a preferred destination for adventure tourism

MICE Tourism

- India Business travel market expected to **grow by 3 times by 2030**
- India's annual growth in business travel stood at **11.4%**, the **largest global rise** among top 15 business travel markets



Global Tourism FDI Projects

Country	No. of tourism FDI projects (2017-2021)	Insights
United Kingdom	162	Regional travel recovery
United States of America	160	Avenues for larger tourism spend
Germany	124	Investing in digitalization of industry
Spain	118	Focus on history and culture
China	89	Improving service quality and diversifying tourism product portfolio through investments
India	48	Cultural heritage and untapped product potential and travel tech segment



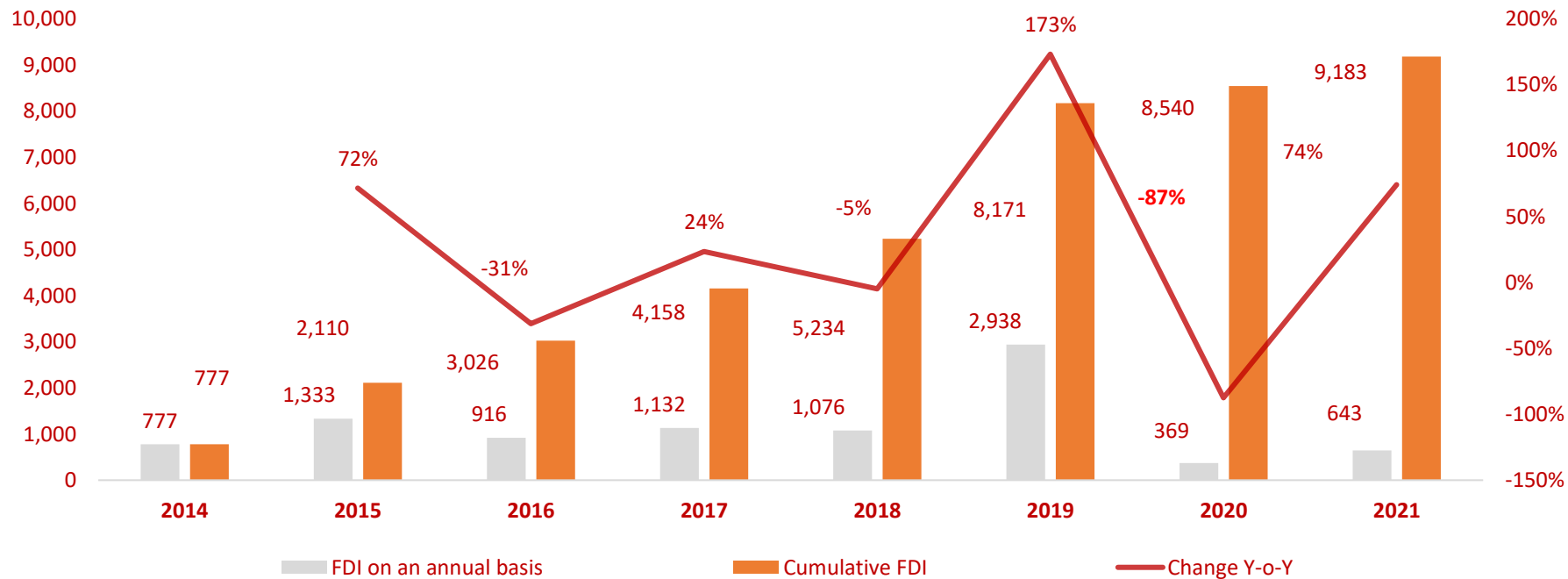
India Overview – FDI received by Hotel & Tourism Sector

FDI worth **\$7.2 Bn** received by hotel and tourism sector (2000– 2014)

FDI worth **\$9.2 Bn** received by hotel and tourism sector (2014 – 2022)

(USD mn)

FDI received by hotel and tourism during 2014 - 2021 (USD mn)



Central Government Initiatives

- The Railway budget increased from Rs **55,000 crore in 2017** to **Rs 1.4 lakh crore in 2022**. The budget allocated for Roads & Highways surged from **Rs 64,900 crore in 2017** to **Rs 1.99 lakh crore in 2022**.
- Integrated development of sustainable tourist destinations and tourism infrastructure:
 - **76 tourism circuits** have been sanctioned at a total cost of **\$ 646 Mn** under **SD 1.0**
 - An amount of **Rs. 1323.16 Cr** sanctioned for **39** Projects in **24** States under **PRASHAD**



State Government Initiatives

- Maharashtra, Rajasthan join the list of state governments **conferring 'industry' status** to Hospitality
 - Eligible establishments pay electricity & water charges, property tax at industrial rates
- **Number of licenses/approvals required have been substantially reduced** by Goa, Maharashtra in order to promote EoDB
- **Fiscal incentives** in the form of waiver of SGST, electricity duty, land tax, etc. provided basis size of investments
- **Non-fiscal incentives** like direct allotment of land, online and time bound application procedures, etc. are also provided for desired investments
- **Subsidized loans** for development / modernization of new and expansion projects by the Rajasthan Government



Event Details

Ministry of Tourism
Govt of India

Conference cum
Exhibition

10th – 12th April
2023

Hall No. 5
Pragati Maidan



Investible
Projects



Knowledge
Session



B2b
Platform



State of Art
Expo

Key Elements



Proposed Sessions

Inaugural Session

State Sessions

Growth prospects of Travel Tech Startups

Integrating sustainability into tourism practices

Incredible India! Visit India Campaign 2023

Best Sustainable Tourism Practices within and outside India

Deep Dive: Smart Tourism and Destinations - Empowering Tourism Destinations through Innovation

State Tourism: Innovative and Comprehensive state specific tourism strategies

Tourism Planning and Regional Development

Trends shaping the Tourism Industry post pandemic – Revamping and Reinvention

Transforming Tourism Value Chains

Startups & Innovation-driven Tourism

Making India a one trillion tourism economy by 2047

Responsible Traveler Practices

Building Smart Hotels for Tomorrow

Film-fuelled Tourism

Changing Consumer Preferences for Tourism




Partnerships: Target Partner Countries

- **Focused session** for targeted country partners for the **Tourism & Hospitality sector**
- Member Countries of G-20, other Countries having **global players** and **key source markets** for Tourism & Hospitality sector



Partnerships: Central Ministries (1/2)

Central Ministries	Nature of Projects (Tourism Projects/assets)
Ministry of Culture	Tourist amenities at Monuments Cultural products including museums, interpretation centres, Centres for performing arts etc.
Ministry of Ports, Shipping and Waterways	Cruise Tourism, Inland Cruises, Lighthouses
Ministry of Environment, Forest and Climate Change	Eco tourism
Ministry of Irrigation	Dams, Lakes
Ministry of Power	Hydro Power Projects – Dams, Lakes
Ministry of Textiles	Craft Villages



Partnerships: Partner Ministries (2/2)

Ministries Having Tourism Products/ Assets	Nature of Projects
Ministry of Civil Aviation	Last mile connectivity Heli ports
Ministry of Railways	Bharat Gaurav Trains
Ministry of Road Transport	Wayside Amenities Ropeways
Ministry of Housing and Urban Development	Smart City Projects Convention Centres
Ministry of Heavy Industries	E-Buses
Ministry of Commerce and Industries	EODB, FDI, NESID



Partnerships with States

Policies and Incentives

- Compiling the **State Investment Policies** for the tourism and hospitality sector
- Fiscal and non-fiscal **incentives** for Investment in the tourism and hospitality sector

Investment Ecosystem

- Grant of **Industry Status** to Hospitality projects
- **Single window system** to facilitate investors

Investment opportunities

- **Investible opportunities** for the private sector
- Investible opportunities for **public-private partnerships**
- Investible opportunities in **EPC** or other projects funded by the Government
- Availability of **land parcels**



Partnerships with States – India Investment Grid (IIG)



**Showcase
Economic Activity**

27,000+
Registered
Users

14,600+
Total Projects



USD 1,880 bn
Total Value

4.7 Mn+
Page views
197
Countries

15,000+
Projects
Greenfield & Brownfield

85,000+
Twitter
Followers

265
Tourism projects
USD 1.54 Billion
listed worth

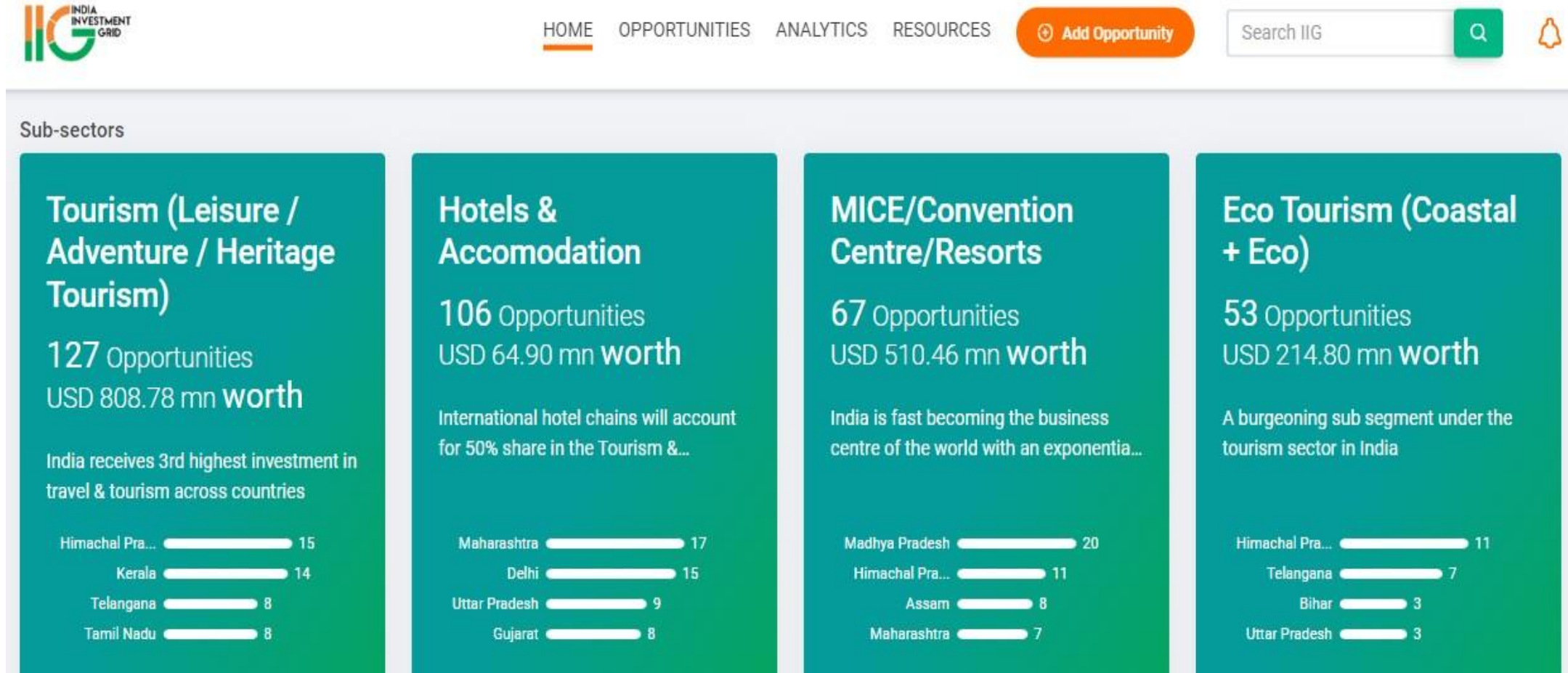


**Access to
Global Investors**

**Pan-India menu
of opportunities**



Partnerships with States – India Investment Grid (IIG)





Potential Participants

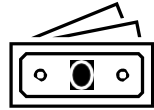
- State Governments
- Global & Domestic Investors
- Adventure Tourism Players
- Eco-Tourism Product Developers
- Infrastructure Developers
- Urban Developers
- International Associations
- Startups & Venture Capitalists
- Hoteliers & Restaurateurs
- Cruise Liners
- Helicopter Services
- Banks & Financial Institutions
- Entertainment Companies
- Spa & Yoga Centers

Invest India Contribution

Madam Tussauds started operations in 2019




Largest European
entertainment company



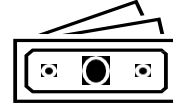
Investment: USD 12 Mn



Employment: 28



Chain of **Israeli
luxury hotels**




Investment: USD 88 Mn




Employment: 350

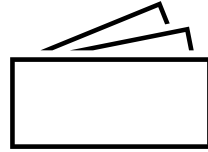
5-star hotel in Bengaluru and further investments in pipeline



Invest India Contribution



Canadian Hotel
Developer



Investment:
USD 24 Mn



Employment: 200

**80-key hotel, operated by Taj Hotels
under the brand name “Taj Rishikesh”**



India Issue

Case lodged against
developers despite
complying with
regulations

Facilitation

Invest India drafted
representation for the
consideration of the
Secretary, DIPP & JS MoT

Outcome

Clarification letter
was issued
resolving case for
the company

Thank you